



Transit Section

TIP # CTA-20-01 Operating Assistance
 Route
 Location Cape Girardeau County
 Project Sponsor Cape Girardeau County Transit Authority
 MoDOT Funding Category N/A
 IDOT Funding Category
 Federal Agency FTA
 Federal Funding Category 5311
 Bike/Ped Plan? EJ?
 STIP #
 Federal ID #
 Year of Letting 2020



Project Description
 Operating expenditures.

Fund Code	Source	Phase	FY2020	FY2021	FY2022	FY2023	Total
FTA (5311)	Federal	OP/MT	\$315,000	\$0	\$0	\$0	\$315,000
LOCAL	Local	OP/MT	\$277,211	\$0	\$0	\$0	\$277,211
Totals			\$592,211	\$0	\$0	\$0	\$592,211

Proposed Project
Amended Project


Notes

Prior Cost	\$0
Future Cost	\$0
Total Cost	\$592,211



Transit Section

TIP # CTA-20-02 Operating Assistance
 Route
 Location Cape Girardeau County
 Project Sponsor Cape Girardeau County Transit Authority
 MoDOT Funding Category N/A
 IDOT Funding Category
 Federal Agency FTA
 Federal Funding Category 5311
 Bike/Ped Plan? EJ?
 STIP #
 Federal ID #
 Year of Letting 2021



Project Description
 Operating expenditures.

Fund Code	Source	Phase	FY2020	FY2021	FY2022	FY2023	Total
FTA (5311)	Federal	OP/MT	\$0	\$330,000	\$0	\$0	\$330,000
LOCAL	Local	OP/MT	\$0	\$290,400	\$0	\$0	\$290,400
Totals			\$0	\$620,400	\$0	\$0	\$620,400

Proposed
Amended Project


Notes

Prior Cost \$0
Future Cost \$0
Total Cost \$620,400



Transit Section

TIP # CTA-20-03 Operating Assistance
Route
Location Cape Girardeau County
Project Sponsor Cape Girardeau County Transit Authority
MoDOT Funding Category N/A
IDOT Funding Category
Federal Agency FTA
Federal Funding Category 5311
Bike/Ped Plan? EJ?
STIP #
Federal ID #
Year of Letting 2022



Project Description
 Operating expenditures.

Fund Code	Source	Phase	FY2020	FY2021	FY2022	FY2023	Total
FTA (5311)	Federal	OP/MT	\$0	\$0	\$350,000	\$0	\$350,000
LOCAL	Local	OP/MT	\$0	\$0	\$308,000	\$0	\$308,000
Totals			\$0	\$0	\$658,000	\$0	\$658,000

Proposed
Amended Project


Notes

Prior Cost \$0
Future Cost \$0
Total Cost \$658,000



Transit Section

TIP # CTA-20-04 Operating Assistance
Route
Location Cape Girardeau County
Project Sponsor Cape Girardeau County Transit Authority
MoDOT Funding Category N/A
IDOT Funding Category
Federal Agency FTA
Federal Funding Category 5311
Bike/Ped Plan? EJ?
STIP #
Federal ID #
Year of Letting 2023



Project Description
 Operating expenditures.

Fund Code	Source	Phase	FY2020	FY2021	FY2022	FY2023	Total
FTA (5311)	Federal	OP/MT	\$0	\$0	\$0	\$365,000	\$365,000
LOCAL	Local	OP/MT	\$0	\$0	\$0	\$321,200	\$321,200
Totals			\$0	\$0	\$0	\$686,200	\$686,200

Proposed
Amended Project


Notes

Prior Cost \$0
Future Cost \$0
Total Cost \$686,200



Transit Section

TIP # CTA-20-05 Operating Assistance
 Route
 Location Cape Girardeau County
 Project Sponsor Cape Girardeau County Transit Authority
 MoDOT Funding Category N/A
 IDOT Funding Category
 Federal Agency FTA
 Federal Funding Category 5307
 Bike/Ped Plan? EJ?
 STIP #
 Federal ID #
 Year of Letting 2020



Project Description
 Operating and preventative maintenance expenditures.

Fund Code	Source	Phase	FY2020	FY2021	FY2022	FY2023	Total
FTA (5307)	Federal	OP/MT	\$1,025,389	\$0	\$0	\$0	\$1,025,389
LOCAL	Local	OP/MT	\$871,581	\$0	\$0	\$0	\$871,581
Totals			\$1,896,970	\$0	\$0	\$0	\$1,896,970

Proposed Project
Amended Project


Notes

Prior Cost \$0
Future Cost \$0
Total Cost \$1,896,970



Transit Section

TIP # CTA-20-06 Operating Assistance
Route
Location Cape Girardeau County
Project Sponsor Cape Girardeau County Transit Authority
MoDOT Funding Category N/A
IDOT Funding Category
Federal Agency FTA
Federal Funding Category 5307
Bike/Ped Plan? EJ?
STIP #
Federal ID #
Year of Letting 2021



Project Description
 Operating and preventative maintenance expenditures.

Fund Code	Source	Phase	FY2020	FY2021	FY2022	FY2023	Total
FTA (5307)	Federal	OP/MT	\$0	\$1,059,062	\$0	\$0	\$1,059,062
LOCAL	Local	OP/MT	\$0	\$900,203	\$0	\$0	\$900,203
Totals			\$0	\$1,959,265	\$0	\$0	\$1,959,265


Notes

Prior Cost \$0
Future Cost \$0
Total Cost \$1,959,265



Transit Section

TIP # CTA-20-07 Operating Assistance
 Route
 Location Cape Girardeau County
 Project Sponsor Cape Girardeau County Transit Authority
 MoDOT Funding Category N/A
 IDOT Funding Category
 Federal Agency FTA
 Federal Funding Category 5307
 Bike/Ped Plan? EJ?
 STIP #
 Federal ID #
 Year of Letting 2022



Project Description
 Operating and preventative maintenance expenditures.

Fund Code	Source	Phase	FY2020	FY2021	FY2022	FY2023	Total
FTA (5307)	Federal	OP/MT	\$0	\$0	\$1,122,298	\$0	\$1,122,298
LOCAL	Local	OP/MT	\$0	\$0	\$953,953	\$0	\$953,953
Totals			\$0	\$0	\$2,076,251	\$0	\$2,076,251

Proposed Project
Amended Project


Notes

Prior Cost \$0
Future Cost \$0
Total Cost \$2,076,251



Transit Section

TIP # CTA-20-08 Operating Assistance
Route
Location Cape Girardeau County
Project Sponsor Cape Girardeau County Transit Authority
MoDOT Funding Category N/A
IDOT Funding Category
Federal Agency FTA
Federal Funding Category 5307
Bike/Ped Plan? EJ?
STIP #
Federal ID #
Year of Letting 2023



Project Description
 Operating and preventative maintenance expenditures.

Fund Code	Source	Phase	FY2020	FY2021	FY2022	FY2023	Total
FTA (5307)	Federal	OP/MT	\$0	\$0	\$0	\$1,174,136	\$1,174,136
LOCAL	Local	OP/MT	\$0	\$0	\$0	\$998,016	\$998,016
Totals			\$0	\$0	\$0	\$2,172,152	\$2,172,152

Proposed
Amended Project

Notes

Prior Cost \$0
Future Cost \$0
Total Cost \$2,172,152



Transit Section

TIP # CTA-20-10 Capital Assistance
 Route
 Location Cape Girardeau County
 Project Sponsor Cape Girardeau County Transit Authority
 MoDOT Funding Category N/A
 IDOT Funding Category
 Federal Agency FTA
 Federal Funding Category 5339
 Bike/Ped Plan? EJ?
 STIP #
 Federal ID #
 Year of Letting 2021



Project Description
 Fleet vehicle replacements and other transit amenities.

Fund Code	Source	Phase	FY2020	FY2021	FY2022	FY2023	Total
FTA (5339)	Federal	CAPITAL	\$0	\$535,579	\$0	\$0	\$535,579
LOCAL	Local	CAPITAL	\$0	\$133,895	\$0	\$0	\$133,895
Totals			\$0	\$669,474	\$0	\$0	\$669,474

Proposed Project
Amended

Notes
 Includes \$106,740 of FY18 funds and \$246,055 of FY19 funds.

Prior Cost	\$0
Future Cost	\$0
Total Cost	\$669,474

Available Local Transportation Funds					
	2020	2021	2022	2023	Total
Cape Transit Authority					
Fare Revenue	\$650,000	\$715,000	\$736,450	\$758,544	\$2,859,994
City of Cape Girardeau	\$145,000	\$178,336	\$183,686	\$189,196	\$696,218
City of Jackson	\$20,000	\$21,000	\$21,630	\$22,279	\$84,909
Cape Girardeau County	\$95,000	\$125,111	\$128,864	\$132,730	\$481,706
Advertising Revenue	\$75,000	\$78,750	\$81,113	\$83,546	\$318,408
Contract Revenue	\$1,308,109	\$1,438,920	\$1,482,087	\$1,526,550	\$5,755,667
Total CTA Local Funds	\$2,293,109	\$2,557,117	\$2,633,830	\$2,712,845	\$10,196,901
Southeast Missouri State University					
Parking Fees	\$332,367	\$342,338	\$352,608	\$363,186	\$1,390,500
General Revenue	\$200,000	\$206,000	\$212,180	\$218,545	\$836,725
Total University Local Funds	\$532,367	\$548,338	\$564,788	\$581,732	\$2,227,225
SEMO Regional Port Authority					
Leases & Track Rent	\$770,400	\$793,512	\$817,317	\$841,837	\$3,223,066
Tariff	\$325,700	\$335,471	\$345,535	\$355,901	\$1,362,607
Switch Revenue	\$1,563,744	\$1,610,656	\$1,658,976	\$1,708,745	\$6,542,122
Loan	\$400,000	\$1,500,000	\$3,200,000	\$3,200,000	\$8,300,000
Total Port Local Funds	\$3,059,844	\$4,239,639	\$6,021,828	\$6,106,483	\$19,427,795

Proposed
 Amended Project

Financial Capacity Summary Table

	2020	2021	2022	2023
Cape Transit Authority				
Total Available Local Revenue (Table 2)	\$2,293,109	\$2,557,117	\$2,633,830	\$2,712,845
FTA 5307 - Operations & Preventative Maintenance	\$1,150,778	\$1,213,812	\$1,308,236	\$1,393,185
FTA 5307 - Operations & Preventative Maintenance - Carry Forward Balance	\$318,455	\$0	\$0	\$0
FTA 5311 - Operations	\$315,000	\$330,000	\$350,000	\$365,000
State of MO Fuel Tax Refunds	\$25,000	\$25,000	\$25,000	\$25,000
State of MO Transit Assistance - Rural	\$6,800	\$6,800	\$6,800	\$6,800
State of MO Transit Assistance - Urban	\$9,200	\$9,200	\$9,200	\$9,200
Total Available Revenue	\$4,118,342	\$4,141,929	\$4,333,066	\$4,512,030
Estimated Operations & Maintenance Expenditures	(\$2,692,118)	(\$2,745,960)	(\$2,800,880)	(\$2,856,897)
Funds Available for TIP Projects	\$1,426,224	\$1,395,969	\$1,532,186	\$1,655,133
Estimated TIP Project Expenditures (Local Match Amount)	(\$1,231,392)	(\$1,344,082)	(\$1,328,539)	(\$1,387,133)
Amount Available for Local Projects	\$194,832	\$51,887	\$203,647	\$268,000
Southeast Missouri State University				
Total Available Local Revenue (Table 2)	\$532,367	\$548,338	\$564,788	\$581,732
FTA 5307 - Operations & Preventative Maintenance	\$216,788	\$221,124	\$225,547	\$230,058
Total Available Revenue	\$749,155	\$769,462	\$790,335	\$811,790
Estimated Operations & Maintenance Expenditures	(\$433,576)	(\$442,248)	(\$451,094)	(\$460,116)
Funds Available for TIP Projects	\$315,579	\$327,214	\$339,241	\$351,674
Estimated TIP Project Expenditures (Local Match Amount)	(\$225,461)	(\$229,970)	(\$234,570)	(\$239,262)
Amount Available for Local Projects	\$90,118	\$97,244	\$104,671	\$112,412
SEMO Regional Port Authority				
Total Available Local Revenue (Table 2)	\$3,059,844	\$4,239,639	\$6,021,828	\$6,106,483
Total Available Revenue	\$3,059,844	\$4,239,639	\$6,021,828	\$6,106,483
Estimated Operations & Maintenance Expenditures	(\$1,724,174)	(\$1,775,899)	(\$1,829,176)	(\$1,884,051)
Funds Available for TIP Projects	\$1,335,670	\$2,463,740	\$4,192,652	\$4,222,432
Estimated TIP Project Expenditures (Local Match Amount)	(\$1,332,600)	(\$1,600,000)	(\$1,600,000)	(\$1,600,000)
Amount Available for Local Projects	\$3,070	\$863,740	\$2,592,652	\$2,622,432