

FISCAL CONSTRAINT

	Federal Funding Sources				Local	MoDOT Programmed Funds	MoDOT AC Programmed Funds	IDOT Programmed Funds	IDOT AC Programmed Funds	Other	MoDOT Operations & Maintenance	IDOT Operations & Maintenance	TOTAL
	NHPP	STBG	SAFETY	TOTAL Federal Funds									
2020 Funds Programed	\$ 21,832,000	\$ -	\$ -	\$ 21,832,000	\$ 2,452,590	\$ 4,835,000	\$ 8,609,000	\$ 240,000	\$ -	\$ 1,530,400	\$ 377,785,000	\$ 2,450,000,000	\$ 2,867,283,990
2021 Funds Programed	\$ 2,463,601	\$ -	\$ 422,000	\$ 2,885,601	\$ 2,346,613	\$ 3,530,000	\$ 7,693,000	\$ -	\$ -	\$ -	\$ 384,585,130	\$ 2,491,650,000	\$ 401,040,344
2022 Funds Programed	\$ 9,825,642	\$ 1,485,000	\$ 4,578,500	\$ 15,889,142	\$ 5,011,016	\$ 2,742,900	\$ 6,342,000	\$ -	\$ -	\$ -	\$ 391,507,662	\$ 2,534,008,050	\$ 421,492,720
2023 Funds Programed	\$ 19,085,895	\$ -	\$ 3,041,200	\$ 22,127,095	\$ 4,202,815	\$ 3,578,400	\$ 5,422,400	\$ -	\$ -	\$ -	\$ 398,554,800	\$ 2,577,086,187	\$ 433,885,510
Total	\$ 53,207,138	\$ 1,485,000	\$ 8,041,700	\$ 62,733,838	\$ 14,013,034	\$ 14,686,300	\$ 28,066,400	\$ 240,000	\$ -	\$ 1,530,400	\$ 1,552,432,593	\$ 10,052,744,237	\$ 4,123,702,565

	FY 2020	FY 2021	FY 2022	FY 2023	TOTAL
Available State and Federal Funding	\$ 35,516,000	\$ 14,108,601	\$ 24,974,042	\$ 31,127,895	\$ 105,726,538
Available Operations and Maintenance Funding	\$ 2,827,785,000	\$ 2,876,235,130	\$ 2,925,515,712	\$ 2,975,640,987	\$ 11,605,176,829
Funds from Other Sources (Inc. Local)	\$ 3,982,990	\$ 2,346,613	\$ 5,011,016	\$ 4,202,815	\$ 15,543,434
Available Suballocated Funding	\$ -	\$ -	\$ -	\$ -	\$ -
TOTAL AVAILABLE FUNDING	\$ 2,867,283,990	\$ 2,892,690,344	\$ 2,955,500,770	\$ 3,010,971,697	\$ 11,726,446,801
Programmed State and Federal Funding	\$ 35,516,000	\$ 14,108,601	\$ 24,974,042	\$ 31,127,895	\$ 105,726,538
TOTAL REMAINING	\$ 2,831,767,990	\$ 2,878,581,743	\$ 2,930,526,728	\$ 2,979,843,802	\$ 11,620,720,263

Original

FISCAL CONSTRAINT

	Federal Funding Sources				TOTAL Federal Funds	Local	MoDOT Programmed Funds	MoDOT AC Programmed Funds	IDOT Programmed Funds	IDOT AC Programmed Funds	Other	MoDOT Operations & Maintenance	IDOT Operations & Maintenance	TOTAL
	NHPP	STBG	SAFETY	TAP										
2020 Funds Programed	\$ 21,832,000	\$ -	\$ -	\$ -	\$ 21,832,000	\$ 2,452,590	\$ 4,835,000	\$ 8,609,000	\$ 240,000	\$ -	\$ 1,530,400	\$ 377,785,000	\$ 2,450,000,000	\$ 2,867,283,990
2021 Funds Programed	\$ 2,463,601	\$ -	\$ 422,000	\$ -	\$ 2,885,601	\$ 2,346,613	\$ 3,530,000	\$ 7,693,000	\$ -	\$ -	\$ -	\$ 384,585,130	\$ 2,491,650,000	\$ 401,040,344
2022 Funds Programed	\$ 9,825,642	\$ 1,485,000	\$ 4,578,500	\$ -	\$ 15,889,142	\$ 5,011,016	\$ 2,742,900	\$ 6,342,000	\$ -	\$ -	\$ -	\$ 391,507,662	\$ 2,534,008,050	\$ 421,492,720
2023 Funds Programed	\$ 19,085,895	\$ -	\$ 3,041,200	\$ 1,538,402.00	\$ 23,665,497	\$ 4,909,339	\$ 3,578,400	\$ 5,422,400	\$ -	\$ -	\$ -	\$ 398,554,800	\$ 2,577,086,187	\$ 436,130,436
Total	\$ 53,207,138	\$ 1,485,000	\$ 8,041,700	\$ 1,538,402	\$ 64,272,240	\$ 14,719,558	\$ 14,686,300	\$ 28,066,400	\$ 240,000	\$ -	\$ 1,530,400	\$ 1,552,432,593	\$ 10,052,744,237	\$ 4,125,947,491

	FY 2020	FY 2021	FY 2022	FY 2023	TOTAL
Available State and Federal Funding	\$ 35,516,000	\$ 14,108,601	\$ 24,974,042	\$ 32,666,297	\$ 107,264,940
Available Operations and Maintenance Funding	\$ 2,827,785,000	\$ 2,876,235,130	\$ 2,925,515,712	\$ 2,975,640,987	\$ 11,605,176,829
Funds from Other Sources (Inc. Local)	\$ 3,982,990	\$ 2,346,613	\$ 5,011,016	\$ 4,909,339	\$ 16,249,958
Available Suballocated Funding	\$ -	\$ -	\$ -	\$ -	\$ -
TOTAL AVAILABLE FUNDING	\$ 2,867,283,990	\$ 2,892,690,344	\$ 2,955,500,770	\$ 3,013,216,623	\$ 11,728,691,727
Programmed State and Federal Funding	\$ 35,516,000	\$ 14,108,601	\$ 24,974,042	\$ 32,666,297	\$ 107,264,940
TOTAL REMAINING	\$ 2,831,767,990	\$ 2,878,581,743	\$ 2,930,526,728	\$ 2,980,550,326	\$ 11,621,426,787

Amended



Bicycle and Pedestrian Section

TIP # JK-23-01 East Main Street Trail Connection

Route

Location City of Jackson

Project Sponsor City of Jackson

MoDOT Funding Category

IDOT Funding Category

Federal Agency FHWA


Federal Funding Category TAP

Bike/Ped Plan? EJ?

STIP # TAP-3000(009)

Federal ID #

Year of Letting 2023



Project Description

Construct sidewalk along East Main St. in Jackson.

Fund Code	Source	Phase	FY2020	FY2021	FY2022	FY2023	Total
FHWA (TAP)	Federal	CON	\$0	\$0	\$0	\$352,024	\$352,024
LOCAL	Local	CON	\$0	\$0	\$0	\$198,014	\$198,014
Totals			\$0	\$0	\$0	\$550,038	\$550,038


Notes

Prior Cost	\$0
Future Cost	\$0
Total Cost	\$550,038



Bicycle and Pedestrian Section

TIP # CGC-23-01 Cape County Park Walk Trail - Phase I
Route
Location City of Cape Girardeau
Project Sponsor Cape Girardeau County
MoDOT Funding Category
IDOT Funding Category
Federal Agency FHWA
Federal Funding Category TAP
Bike/Ped Plan? EJ?
STIP # TAP-9900(091)
Federal ID #
Year of Letting 2023



Project Description

Construct walking trail in Cape County Park North from veterans' memorial area to Melaina's Playground area.

Fund Code	Source	Phase	FY2020	FY2021	FY2022	FY2023	Total
FHWA (TAP)	Federal	CON	\$0	\$0	\$0	\$499,978	\$499,978
LOCAL	Local	CON	\$0	\$0	\$0	\$204,911	\$204,911
Totals			\$0	\$0	\$0	\$704,889	\$704,889

Notes

Prior Cost \$0
Future Cost \$0
Total Cost \$704,889



Bicycle and Pedestrian Section

TIP # CCG-23-02 Cape Rock Drive Sidwalk Project Phase II

Route

Location City of Cape Girardeau

Project Sponsor City of Cape Girardeau

MoDOT Funding Category

IDOT Funding Category

Federal Agency FHWA


Federal Funding Category TAP

Bike/Ped Plan? EJ?

STIP # TAP-1501(022)

Federal ID #

Year of Letting 2023



Project Description

Construction of sidewalk along Cape Rock Dr. in the City of Cape Girardeau.

Fund Code	Source	Phase	FY2020	FY2021	FY2022	FY2023	Total
FHWA (TAP)	Federal	CON	\$0	\$0	\$0	\$264,000	\$264,000
LOCAL	Local	CON	\$0	\$0	\$0	\$66,000	\$66,000
Totals			\$0	\$0	\$0	\$330,000	\$330,000

Notes

Prior Cost	\$0
Future Cost	\$0
Total Cost	\$330,000



Bicycle and Pedestrian Section

TIP # CCG-23-01 Cape Rock Drive Sidewalk Project Phase I

Route

Location City of Cape Girardeau

Project Sponsor City of Cape Girardeau

MoDOT Funding Category

IDOT Funding Category

Federal Agency FHWA


Federal Funding Category TAP

Bike/Ped Plan? EJ?

STIP # TAP-1501(021)

Federal ID #

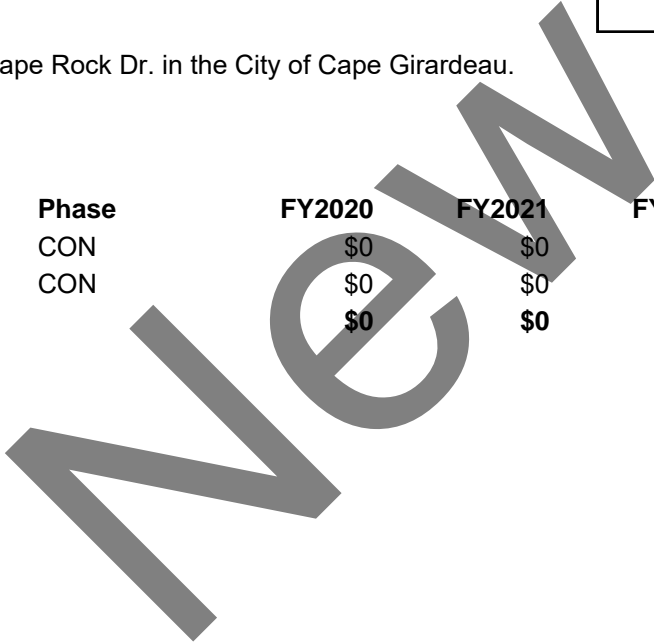
Year of Letting 2023



Project Description

Construction of sidewalk along Cape Rock Dr. in the City of Cape Girardeau.

Fund Code	Source	Phase	FY2020	FY2021	FY2022	FY2023	Total
FHWA (TAP)	Federal	CON	\$0	\$0	\$0	\$422,400	\$422,400
LOCAL	Local	CON	\$0	\$0	\$0	\$237,600	\$237,600
Totals			\$0	\$0	\$0	\$660,000	\$660,000



Notes

Prior Cost	\$0
Future Cost	\$0
Total Cost	\$660,000